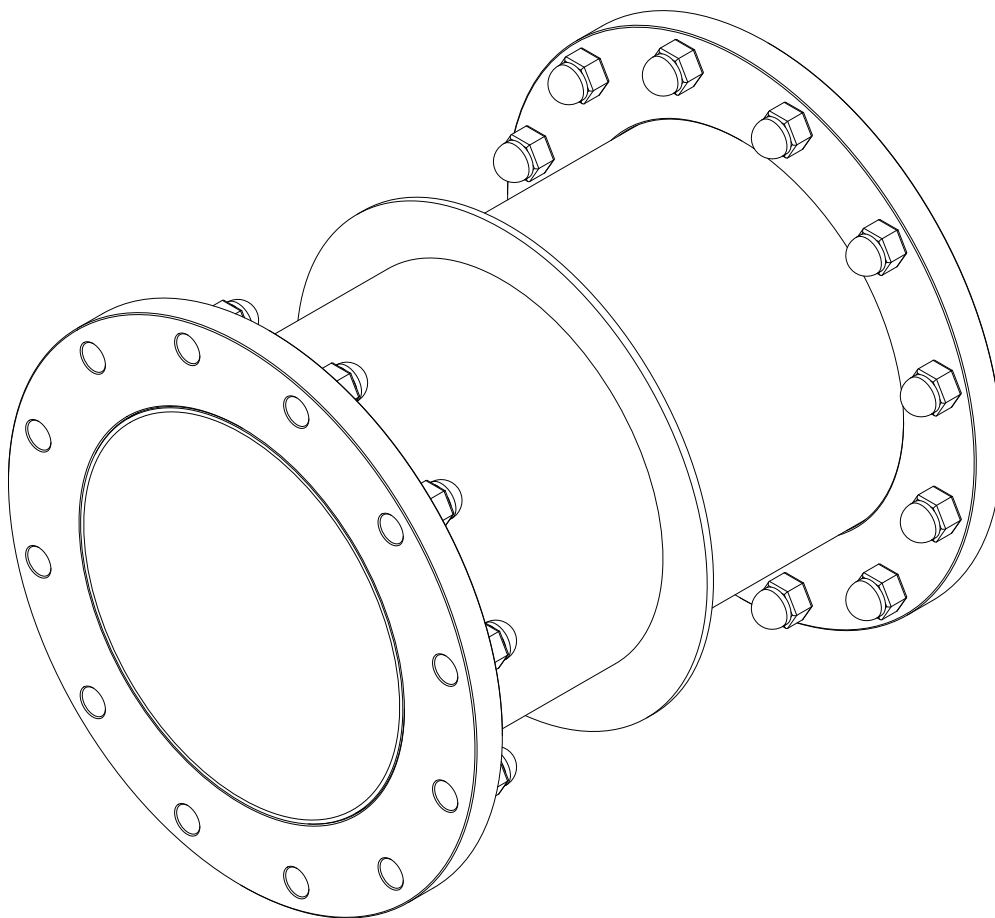


## **BAP 10** Prallteller, Mauerrohre, Formstücke

*Rebound plates, wall pipes, pipe fittings*

*Plaque de rebondissement, tuyau de mur*



01

02

03

04

05

06

07

08

09

10

11

12

13

14

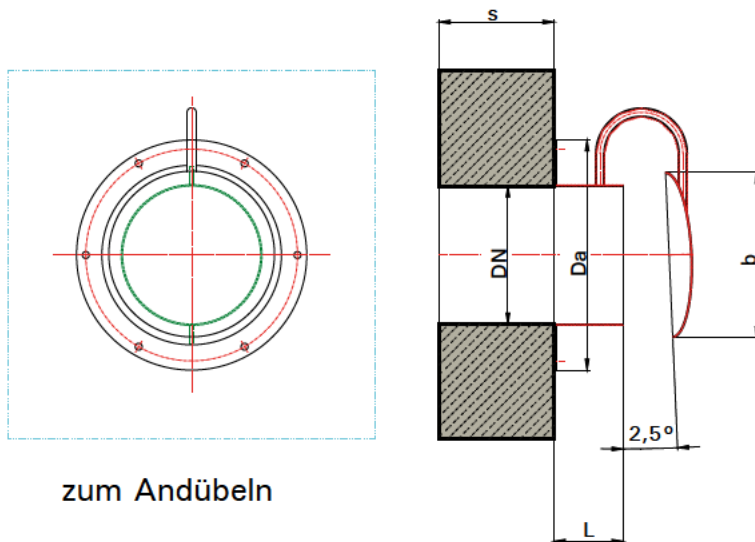
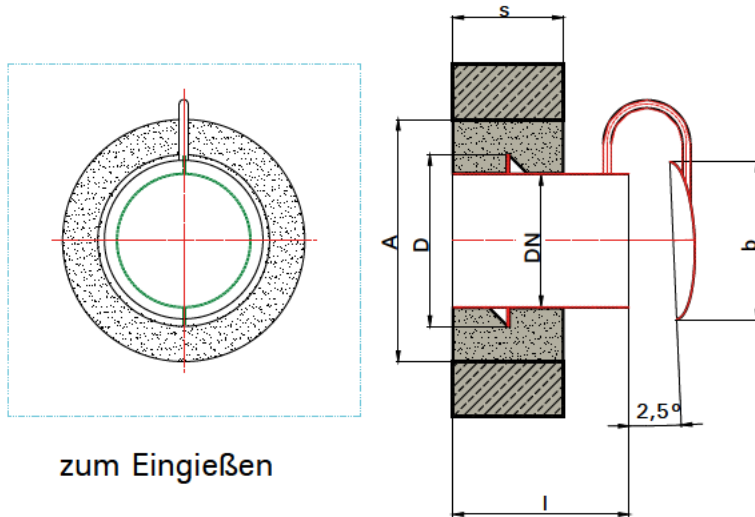
15

16

17

99

## 10.01 Prallteller - Rebound plate - Plaque de rebondissement



DN	80	100	125	150	200	250	300	350	400	450	500	600
b	115	145	160	180	210	240	300	360	420	480	540	590
D	120	160	185	210	280	330	380	430	480	530	600	700
DA	220	260	290	330	380	430	540	600	620	680	740	820
A	200	200	220	250	320	380	560	520	560	620	680	780

Werkstoffe Material Matériau	ST 37	1.4301	1.4571	AlMg 3	
Oberflächenbehandlung Coating Traitement de couche	Grundierung mit Icosit Aktivprimer 50 µm; jede andere Oberflächenbehandlung möglich undercoating with Icosit Aktivprimer 50 µm; -on request every coating is possible primaire avec Icosit Aktivprimer 50 µm; toute autre finition sur demande				

## 10.01 Prallteller · Rebound plate · Plaque de rebondissement

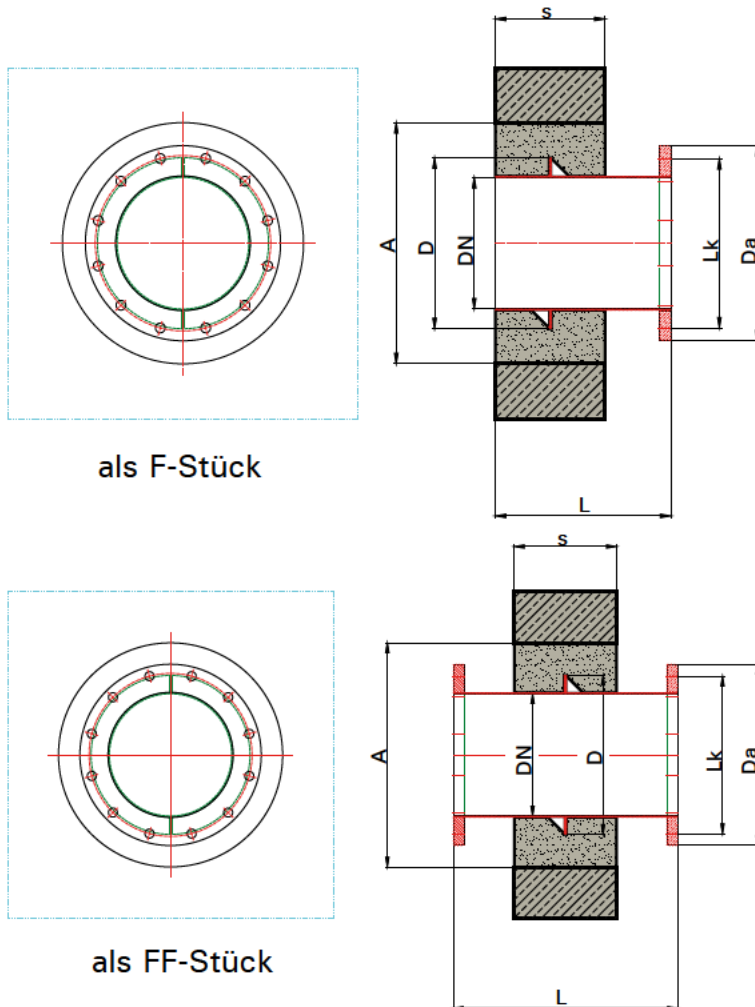
### Bestellangaben / Aussparung · Ordering Information / Openings · Données de commande / Évidementes

#### Bestellangaben · Ordering information · Données de commande

Prallteller BAP 10.1	DN = ..... mm	L = ..... mm
<i>Rebound plate BAP 10.1</i>	<i>DN = ..... mm</i>	<i>L = ..... mm</i>
<i>Plaque de rebondissement BAP 10.1</i>	<i>DN = ..... mm</i>	<i>L = ..... mm</i>

Werkstoff .....	Flanschanschluss — auf Anfrage möglich
<i>Material .....</i>	<i>Flange connection — on request</i>
<i>Matériau .....</i>	<i>Raccor à bride — sur demande</i>

## 10.02 Mauerrohr - Wall pipe - Tuyau de mur



Abmessungen L + S	nach Bauwerksanforderung
Dimensions L + S	Tailer-made to site dimensions
Dimensions L + S	en fonction des exigences posées par l'édifice

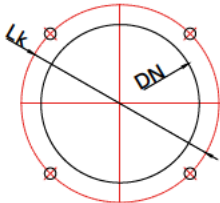
DN	50	65	80	100	125	150	200	250	300	400	500	600	700
D	100	110	120	160	185	210	280	330	380	480	600	700	800
A	180	200	220	250	280	300	360	420	480	600	700	820	920
DN	800	900	1000	1200	– weitere Abmessungen auf Anfrage möglich								
D	900	1000	1120	1320	– further dimensions available on request								
A	1080	1180	1280	1520	– dimensions livrable sur demande								

Werkstoffe Material Matériau	ST 37	1.4301	1.4571	AlMg 3
Oberflächenbehandlung Coating Traitement de couche	Grundierung mit Icosit Aktivprimer 50 µm; jede andere Oberflächenbehandlung möglich undercoating with Icosit Aktivprimer 50 µm; -on request every coating is possible primaire avec Icosit Aktivprimer 50 µm; toute autre finition sur demande			

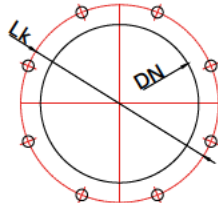
## 10.02 Mauerrohr - Wall pipe - Tuyau de mur

### Bestellangaben / Aussparung - Ordering Information / Openings - Donnés de commande / Évidementes

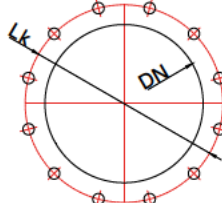
DN 50 - 65



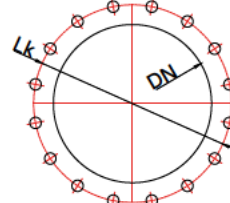
DN 80 - 200



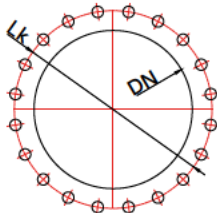
DN 250 - 300



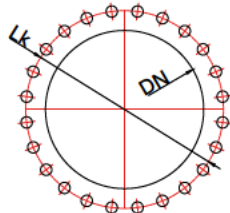
DN 350 - 400



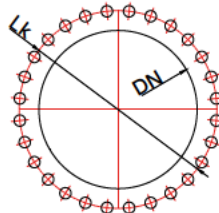
DN 450 - 600



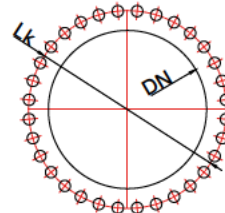
DN 700 - 800



DN 900 - 1000



DN 1200



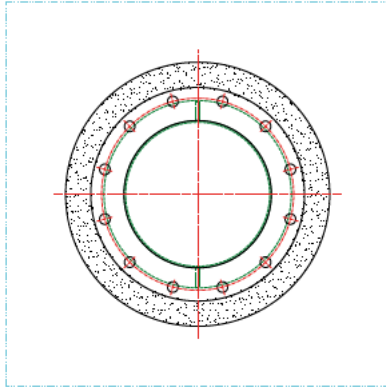
Flanschanschluss nach EN 1092-2, gebohrt nach PN 10  
 Flange connection according to EN 1092-2, drilled PN 10  
 Raccord à bride selon norme EN 1092-2, percé selon PN 10

#### Bestellangaben · Ordering information · Données de commande

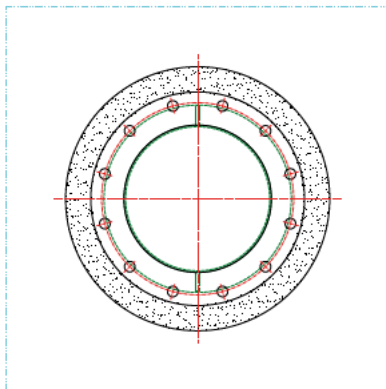
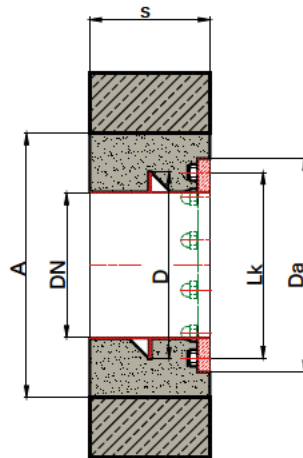
Mauerrohr BAP 10.2	DN = ..... mm	L = ..... mm
Wall pipe BAP 10.2	DN = ..... mm	L = ..... mm
Tuyau de mur BAP 10.2	DN = ..... mm	L = ..... mm

Werkstoff .....
Material .....
Matériau .....

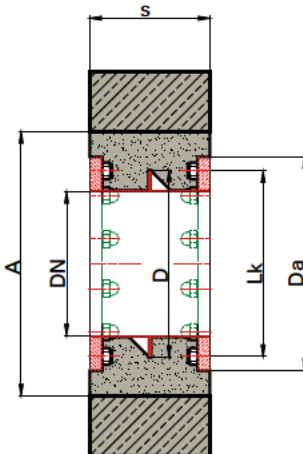
### 10.03 Mauerrohr - Wall pipe - Tuyau de mur



als F-Stück



als FF-Stück



Abmessungen L + S	nach Bauwerksanforderung
Dimensions L + S	Tailer-made to site dimensions
Dimensions L + S	en fonction des exigences posées par l'édifice

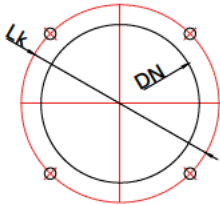
DN	50	65	80	100	125	150	200	250	300	400	500	600	700
D	100	110	120	160	185	210	280	330	380	480	600	700	800
A	180	200	220	250	280	300	360	420	480	600	700	820	920
DN	800	900	1000	1200	– weitere Abmessungen auf Anfrage möglich								
D	900	1000	1120	1320	– further dimensions available on request								
A	1080	1180	1280	1520	– dimensions livrable sur demande								

Werkstoffe	ST 37	1.4301	1.4571	AlMg 3
Material				
Matériau				
Oberflächenbehandlung	Grundierung mit Icosit Aktivprimer 50 µm; jede andere Oberflächenbehandlung möglich			
Coating	undercoating with Icosit Aktivprimer 50 µm; -on request every coating is possible			
Traitement de couche	primaire avec Icosit Aktivprimer 50 µm; toute autre finition sur demande			

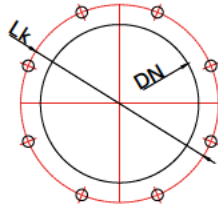
## 10.03 Mauerrohr - Wall pipe - Tuyau de mur

### Bestellangaben / Aussparung - Ordering Information / Openings - Donnés de commande / Évidementes

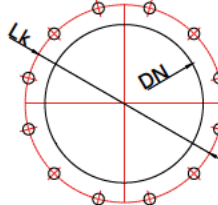
DN 50 - 65



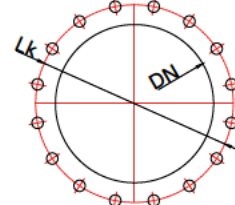
DN 80 - 200



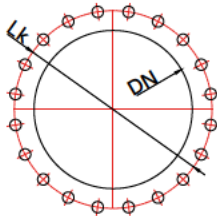
DN 250 - 300



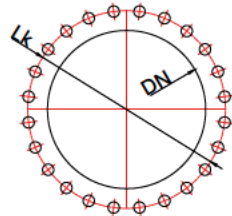
DN 350 - 400



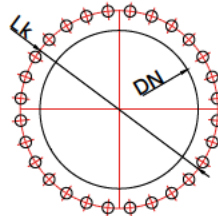
DN 450 - 600



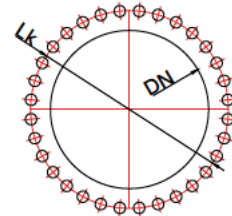
DN 700 - 800



DN 900 - 1000



DN 1200



Flanschanschluss nach EN 1092-2, gebohrt nach PN 10  
 Flange connection according to EN 1092-2, drilled PN 10  
 Raccord à bride selon norme EN 1092-2, percé selon PN 10

#### Bestellangaben · Ordering information · Données de commande

Mauerrohr BAP 10.2	DN = ..... mm	L = ..... mm
Wall pipe BAP 10.2	DN = ..... mm	L = ..... mm
Tuyau de mur BAP 10.2	DN = ..... mm	L = ..... mm

Werkstoff .....
Material .....
Matériau .....